

# HEATER SPECIFICATION

Client no. 14037300 Electromach B.V.  
Fabric. no. 807328 / 001+002  
Project no. 807328

Datum 07.04.2008  
Prod. no. 807328 / 010

Article no. 50011138 Expl.-proof Heater cartridge type  
DHFB1-2-T6

Piece(s) 2,0

- |   |   |  |
|---|---|--|
| 1 | Design: Protection (EN 60529)<br>Protection code (EN 50014-ff)  | IP 66<br>(Ex) II 2 G, EEx de IIC   |
| 2 | Output data: Heating capacity<br>Specific surface load<br>Supply voltage<br>Rated current<br>Control voltage  | 2,0 kW<br>2,0 W/cm <sup>2</sup><br>460 V 50/60 Hz<br>4,3 A<br>400 V 50/60 Hz max.  |
| 3 | Dimensions: Dimensions sheet<br>Installed length L<br>Unheated length Lu<br>Temperature reduction length Lt<br>Heating sheath / cartridge dia.<br>Extra fins / distance of fins<br>Flange | HK2P<br>750 mm<br>150 mm<br>----<br>48 / 33,7 mm<br>----<br>2" 150lbs RF ANSI B16.5  |
| 4 | Wiring/connections: el. diagram<br>Temperature limiter<br>Temperature regulator   | S12-3BR/s<br>T6 = 85°C, Medium temperature<br>R90 = 0...70°C, Medium temperature   |
|   | Cross section power terminals<br>control terminals<br>Cable glands power terminals<br>control connection  | max. 6/4 mm <sup>2</sup><br>max. 6/4 mm <sup>2</sup><br>M25 x 1,5 (1x) ( Cable-ø 10...17 mm )<br>M25 x 1,5 (1x) ( Cable-ø 10...17 mm ) |
| 5 | Materials/surface:<br>Heating sheath<br>Cartridge pipe<br>Flange<br>Casing  | Ceramic inset / exchangeable<br>SS-AISI 316Ti / metallic blanc<br>C-steel / C21/A105 / varnished<br>GG-25 / varnished                  |
| 6 | Operation data<br>Mounting position   | Medium: Oil<br>H 180 / V 90  |
| 7 | Documentation<br>Operating manual<br>Certificate<br>Inspection / certificate / report   | german / english<br>DH.B<br>PTB 01 ATEX 1008 U<br>---- / EN10204/3.1 / 807328 ( D/E )  |
| 8 | Remarks   | ! Level monitoring necessary !   |
| 9 | Internal remarks<br>RHK: No.; Form; Wiring; Type<br>Solder  | ----<br>1 CER; R; 26D 770A 210G / 2000W / 460V<br>----   |

In charge / revision

Mr. Lemmermann / Mr. Dreblow

Flansch-Heizkörper  
Flanged Heater  
Explosionsschutz/Explosion proof

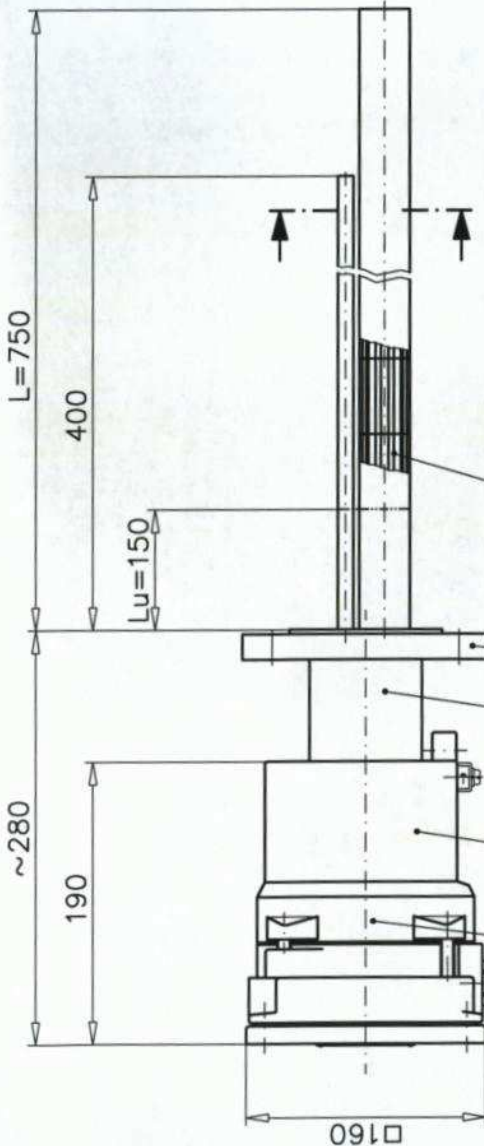
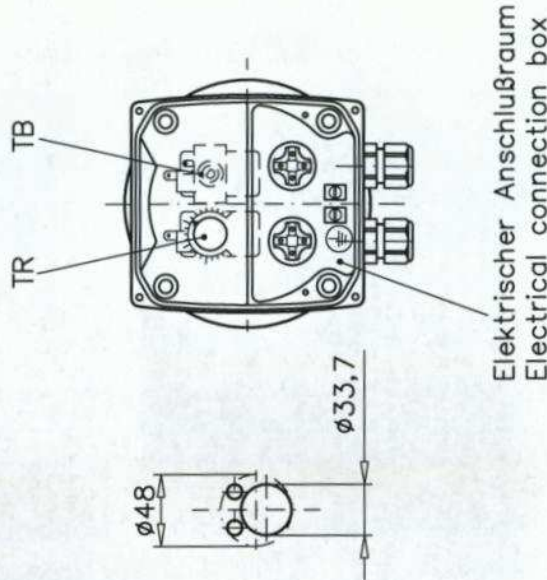
Bauform/Size B1  
Type DHFB1-2-T6  
Spannung/Voltage 460V~

Maßblatt  
Dimension Sheet HK2P

A-  
K-807328 Pos.1  
Art.-Nr.50011138

07.04.08 DR

Ansicht ohne Anschlußkastendeckel  
View without connection box cover



Heizeinsatz in Patronenform mit  
auswechselbarem Keramik-Gliederheizkörper  
Heating inset cartridge type with  
exchangeable ceramic heating element

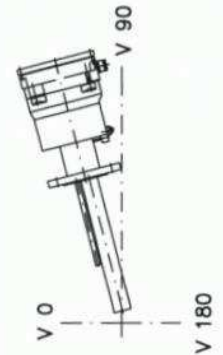
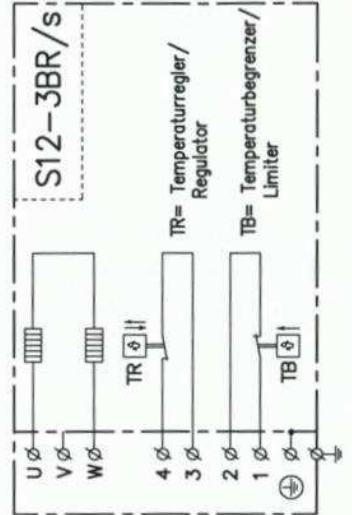
Flansch / Flange 2" 150lbs RF ANSI B16.5

Bundhülse / Flange bushing

EEx d IIC druckfest gekapseltes Gehäuse / Flameproof enclosure

EEx e Anschlußkasten / Connection box

Kabelverschraubungen / Cable glands 2x M25 x 1,5



Einbaulage

Mounting position

V 90

H 90

H 180